

AET Exam Implementation Guide

Use the instructions below to [Build an AET Exam](#), learn how [Students Access](#) the exams, and how to [View Results](#).

Building an AET Exam

1. Log in to the *theaet.com*.



Student Log In	Teacher Log In	Region Log In
Track experiences in SAE, FFA and classroom. Also, assist in managing your program. See your teacher for access.	Create student accounts and track progress. Also, manage key program areas and generate reports.	View programs within your area and generate reports. Also, assist teacher and student users.
Chapter: <input type="text" value="Ex: TX0765"/>	Username: <input type="text"/>	Username: <input type="text"/>
Username: <input type="text"/>	<small>(ChapterID, Username, or Email Address)</small>	Password: <input type="text"/>
Password: <input type="password"/>	Password: <input type="password"/>	Forgot Password?
<input type="button" value="Log In"/>	<input type="button" value="Log In"/> Forgot Password?	<input type="button" value="Log In"/> Forgot Password?

2. Select **view all** in the *Tracker* box.

AET Teacher Dashboard

JudgingCard balance: \$0.00. [JudgingCard](#)

Profile (view all)	Accounts (view all)	Tracker (view all)	Reports (view all)
<ul style="list-style-type: none"> Maintain your list of Teachers and their contact information ⓘ Set up the courses that are taught at your school ⓘ 	<ul style="list-style-type: none"> Manage all accounts ⓘ Access Student Account: ⓘ <input type="text"/> 	<ul style="list-style-type: none"> SAE Evaluation (Teacher) / Project Grading Report ⓘ Manage your Strategic Plan and Program of Activities ⓘ Student Leaders (POA, Meetings & AETweb) ⓘ 	<ul style="list-style-type: none"> Degree/Application Manager ⓘ Submission Lists & Feedback ⓘ

3. Choose **Create/Manage Exams** for your students to take in the *Exam Administration* Box.

AET Program Tracker

Calendar Items: 0 FFA Meetings: 0 Teacher SAE Evaluations: 0 External SAE Evaluations: 0 Teacher Journal Entries: 0

[Scoreboard](#)

Program Activities

- Calendar - Program of Activities
- Student Leaders (POA, Meetings & AETweb)
- Manage your Program Budget
- Manage your Strategic Plan and Program of Activities
- Meeting Manager

Teacher Activities

- Record teacher activities to support your contract
- SAE Evaluation (Teacher) / Project Grading Report
- Employer/Supervisor Evaluation (External)

Exam Administration

- EXAM** Create/Manage Exams for your students to take
- View Results for Exams

4. Under *My Exams*, click the **Build a New Exam** button.

Year: (All) **Exams Managed by AET** Category: (None Selected)

AET-managed, available to your students right now

Name / Author	Creator	Description	# Total Questions	# Questions per Attempt	# Attempts	Whole Exam File Uploads	View Que
AET Lesson #1- Terms & Icons - Revised 9/15/24	AET Admin	i	23	23	0	0 Files	
FFA CDE - Creed Speaking	AET Admin		99	50	0	0 Files	
FFA CDE - Parli Pro. Practice	AET Admin	i	500	30	0	0 Files	
Parliamentary Law Exam (for State Degree)	AET Admin	i	30	10	0	0 Files	
Tractor and Machinery Safety Awareness Exam	AET Admin	i	100	50	0	0 Files	
2020 FBM Bank (Problem Solving) -Dr. Hanagriff Exam Set <i>Author: AET Admin</i>	AET Admin	i	121	30	0	0 Files	

My Exams
Exams created and managed by the Chapter

NEW! Do ID questions by adding one correct answer with the numeric ID

Year: (All) **Build A New Exam** Bulk Upload Questions Show Not Archiv

5. Select the **Add Question for Banks or existing Exams** tab.

← Back to List of Exams **Exam Builder**

- Use this screen to edit the questions in the exam
- Click "Add New Question" to type in your own question
- Click tab for "Add Questions from Banks or Existing Exams" to add other questions already written

Questions in this Exam | **Add Questions from Banks or existing Exams**

First choose an existing Exam or Bank in the dropdown, then either add questions randomly, or manually choose them

Step 1) Choose an Exam or Bank to view:
(Choose) [View]

Step 2) Click Add Random or Add Question

Add questions at random from the above selection [Add Random]

Page size: 20 Page: 1 of 0 Go

⚠ The selection above has no questions

12190 | Friday, May 30, 2025

6. Select a **CASE Course Question Bank**.

← Back to List of Exams **Exam Builder**

- Use this screen to edit the questions in the exam
- Click "Add New Question" to type in your own question
- Click tab for "Add Questions from Banks or Existing Exams" to add other questions already written

Inbox
Portfolio
Scoreboard
Explore SAE
Classroom Resources
Sign Off

Student Help
Teacher Help
AET Classroom
Ask AET a Question

Questions in this Exam | **Add Questions from Banks or existing Exams**

First choose an existing Exam or Bank in the dropdown, then either add questions randomly, or manually choose them

Step 1) Choose an Exam or Bank to view:
(Choose) [View]

- (Choose)
- 2020 FBM Bank (Problem Solving) -Dr. Hanagriff Exam Set - 121 Questions Available
- AET Lesson 1- Terms & Icons OLD - 25 Questions Available
- FFA CDE - Parli Pro. Practice - 500 Questions Available
- AET Lesson #1- Terms & Icons - Revised 9/15/24 - 23 Questions Available
- AET Lesson #2- General AET/FFA - Revised 9/15/24 - 27 Questions Available
- AET Lesson #3 - Setting up the SAE - Revised 9/16/24 - 18 Questions Available
- CASE Animal Health and Veterinary Science Question Bank - 79 Questions Available**
- CASE Agricultural Business Foundations Question Bank - 124 Questions Available
- CASE Small Gas Engine Question Bank - 121 Questions Available

12190 | Friday, May 30, 2025

7. Choose the questions to add to the exam. The assessed CASE Lesson and Concept number is in the lower right corner. You can select **View Aligned Standards** to view the AFNR standard aligned to the question.

Which of the following is not a way to remove or restrict pathogens?

Selected

- **Vaccination of animals**
- Proper handwashing techniques
- Wearing personal protective equipment
- Using aseptic cleaning techniques

This question is copyrighted (Hover for more info) AHVS 1.1 Concept

What reflects the veterinary team's approach to patient care?

- **Professional competence combined with empathy**
- A focus solely on clinical efficiency
- Frequent rotation of team members between clinics
- Use of automated systems to eliminate human interaction

This question is copyrighted (Hover for more info) AHVS 5.1 Concept

8. After selecting all questions to include in the exam, (1) click on the **Questions in this Exam** tab and change the *Exam Name*. Then (2) click the **Update Exam Name** button. Finally, (3) click **Back to List of Exams** to view your newly created exam.

3 **Exam Builder**

- Use this screen to edit the questions in the exam
- Click "Add New Question" to type in your own question
- Click tab for "Add Questions from Banks or Existing Exams" to add other questions already written

1

Exam Name: 2

Existing selections that are part of your new exam		
Source Name (Click row to view questions selected from source)	Question Count	Delete
This Exam (ALL QUESTIONS FROM BELOW)	7	Delete
Questions Manually Added	0	
CASE Animal Health and Veterinary Science Question Bank	7	Delete

Page size:
 Page: of 1

9. Scroll down to find the new exam under **My Exams** and choose **Settings**.

My Exams
Exams created and managed by the Chapter
NEW! Do ID questions by adding one correct answer with the numeric ID

Year: (All) Build A New Exam
Bulk Upload Questions Show Not Archived

Date Created	Name	Creator	# Total Questions	Available to Students?	# Attempts	Whole Exam File Uploads	View/Edit Questions
5/30/2025 3:24:28 PM	AHVS Lesson 1.1 Student Quiz	CASE (IN)	7	No students	0	0 Files	Edit Questions Settings Copy PDF Archive Delete Key

10. Use the settings to adjust availability to students and choose which students can take the exam. Choose **Save Settings**, then click on **Back to Exams**. If *Available to students?*, is **No**, students will NOT be able to view or take the exam.

Exam Settings
Back to Exams
Exam Name: **AHVS Lesson 1.1 Student Quiz**

Exam Name: AHVS Lesson 1.1 Student Quiz Year: 2025

Number of Questions Shown in attempt (blank for all): # How many minutes can an attempt last? (blank for unlimited): #

Maximum # of attempts each student can take (blank for unlimited): 1

Are questions randomized for students?
Yes No

Available to students?
Yes No

Available to which students?
All Students Choose Students

Set specific Open/Close times?
Yes No

Students can see responses alongside key after submission?
Yes No

Instructions shown to Students before taking the exam:

ABC [Rich Text Editor] "Times New ... 16px

Design HTML Preview

Save Settings

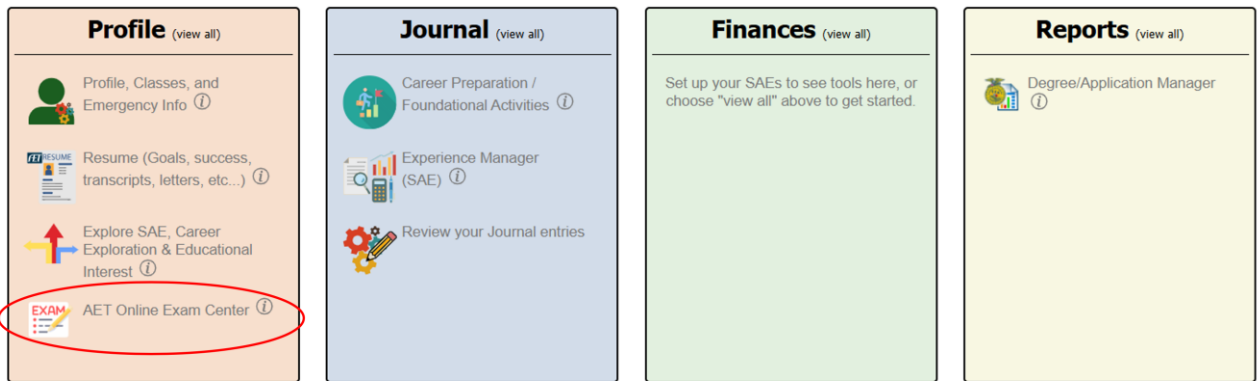
Multi-row Operations: Use the checkboxes to select one or more students.

Select?	Name	Username	Grade
<input checked="" type="checkbox"/>	Student 1, Example	EStudent 1	
<input checked="" type="checkbox"/>	Student 2, Example	EStudent 2	
<input type="checkbox"/>	Student 3, Example	EStudent 3	
<input type="checkbox"/>	Student 4, Example	EStudent 4	
<input type="checkbox"/>	Student 5, Example	EStudent 5	

Student Access

1. The student selects **AET Online Exam Center** from the *AET Student Dashboard*.

AET Student Dashboard



2. The student clicks **start** for the assigned exam. *If the student cannot see the exam, check the exam settings to ensure the exam is visible and accessible.

The 'Available Exams' table shows the following data:

Name - Open/Close	Description	Time Limit (Minutes)	# Questions	My Attempts	My Attempts	Best Attempt %	Latest Attempt %	
Parliamentary Law Exam (for State Degree)		None	10	0 / Unlimited		%	%	START
Opens: 2/28/2023 12:00:00 AM Close: None Set								
AHVS Lesson 1.1 Student Quiz		None	7	0 / 1		%	%	START (circled in red)

3. The student reviews the instructions and clicks **Begin Exam**.

AHVS Lesson 1.1 Student Quiz

Instructions for Exam

- Do not click "back" or "refresh" on your web browser, this may cause your exam to be lost
- Click numbers to go to a specific question
- Question numbers in red are unanswered, green are answered
- Photos can be clicked on to be enlarged
- Answer all questions, and click "Submit" on the last question

This exam has no time limit
This exam has no Passcode

[Begin Exam](#) (circled in red)

4. The student answers the questions by choosing an answer and moving on to the **Next Question** until all questions are answered.

AHVS Lesson 1.1 Student Quiz

Displaying Question 1 of 7

No Time Limit

1 2 3 4 5 6 7

 View Ref Materials  Next Question

What is the correct procedure for maintaining aseptic technique during surgical gowning?

- Wear the gown over clothes, touch the gown at the cuffs, and adjust with bare hands if necessary.
- Gown first, then gloves, and use minimal adjustment to avoid touching sterile areas.
- Ensure the gown covers the arms completely, then perform the surgical procedure immediately without adjusting.
- Keep hands above the waist, avoid touching the gown, and secure the gown properly to prevent contamination.



5. The student submits the exam after answering the final question.

AHVS Lesson 1.1 Exam Sample

Displaying Question 9 of 9

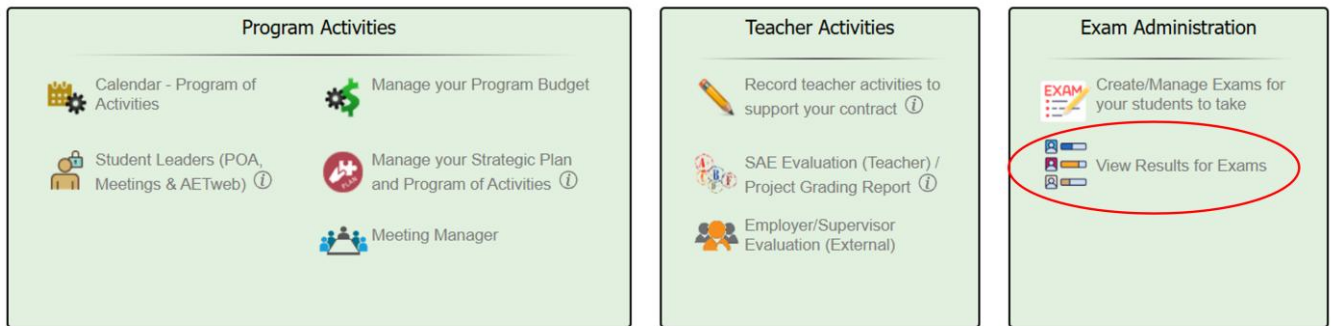
No Time Limit

1 2 3 4 5 6 7 8 **9**

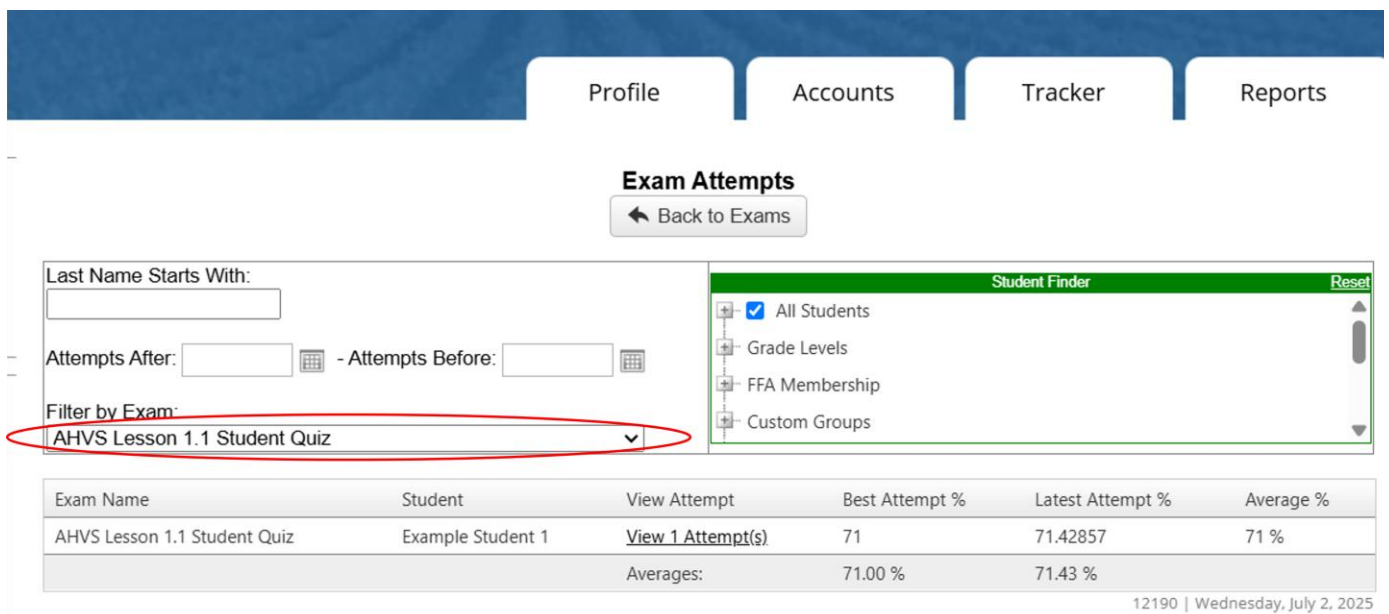
 View Ref Materials  Previous Question  Submit

View Student Results

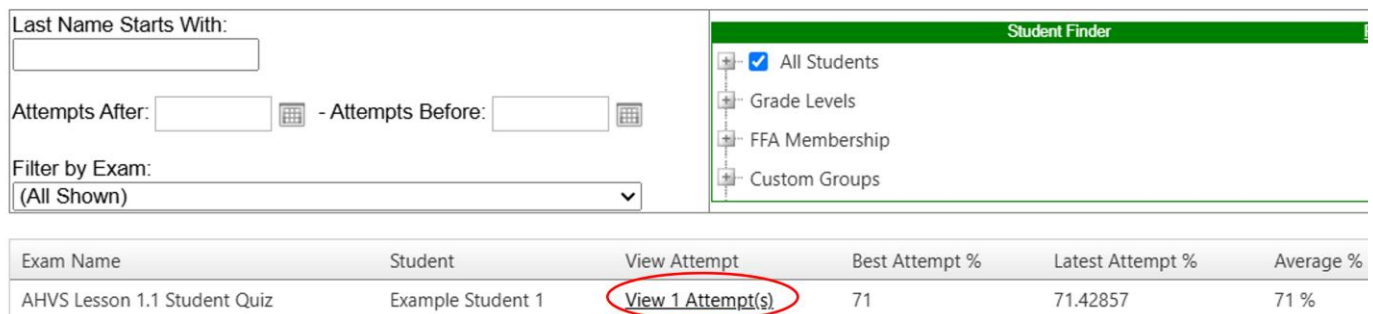
1. Select **View Results for Exams** from the *Exam Administration* section.



2. Use the *Filter by Exam* function to find all students who have taken a specific exam.



3. Choose **View Attempts** to see the individual student results.



4. Select **View** to see detailed results by question.

Attempt_ID	View	Student	Started	Submitted	Time Took	% Correct	Correct / Answered / Total
554617	View	Example Student 1	7/2/2025 2:00:22 PM	7/2/2025 2:05:48 PM	5 Min	71.42857 %	5 / 7 / 7

5. Review specific questions the student answered correctly and incorrectly.

Exam Attempt Questions

AHVS Lesson 1.1 Student Quiz

Student Name: Example Student 1

[← Back to List of Attempts](#)

⏪ ⏩ 1 ⏪ ⏩ Page size: 20 Page: 1 of 1 Go

What is the correct procedure for maintaining aseptic technique during surgical gowning?

- **Keep hands above the waist, avoid touching the gown, and secure the gown properly to prevent contamination.**
- Ensure the gown covers the arms completely, then perform the surgical procedure immediately without adjusting.
- **(Chosen) - Gown first, then gloves, and use minimal adjustment to avoid touching sterile areas.**
- Wear the gown over clothes, touch the gown at the cuffs, and adjust with bare hands if necessary.

14580810

If you were to start a new animal care facility, how could implementing a record system improve your productivity and accuracy?

- By eliminating the need for documentation
- By reducing the need for management decisions
- **(Chosen) - By increasing efficiency in finding information**
- By automating recordkeeping processes

14580812